
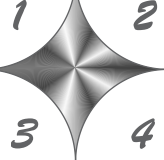



ChimneyCapDesign.com

No drilling or gluing. Insert base of the cap into chimney pipe, wrap stainless steel strap around cap base legs and tighten with provided bolt and nut. A stainless steel strap locks the cap down onto the base of the chimney and holds it in place preventing the wind from blowing it off.



This product shipped fully assembled



Rain Cap with CB (RCcb) installation