
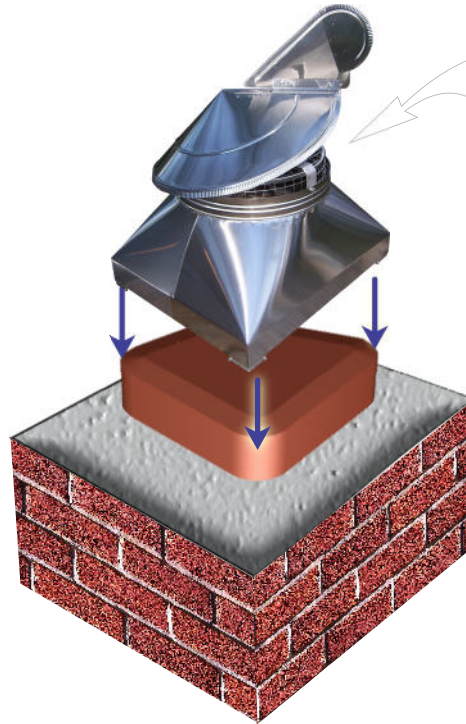
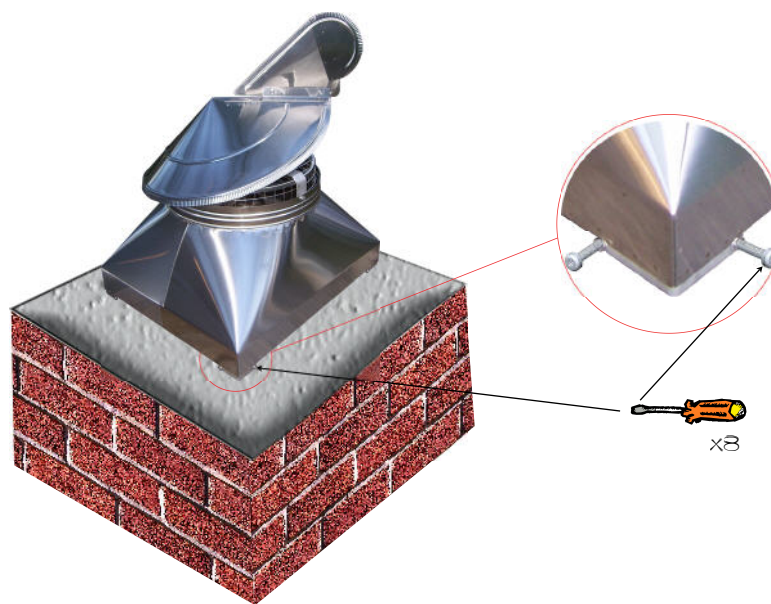


ChimneyCapDesign.com



TO SAVE SHIPPING COST, THIS CAP MIGHT BE SHIPPED WITH UNMOUNTED HOOD. ASSEMBLE IT ACCORDINGLY WITH THIS PICTURE. YOU WILL NEED 1/2" WRENCH OR PLIERS.

No drilling or gluing is required.
Just set the cap on top of your chimney and tighten two pressure bolts on each side of the cap.



SkyRider (SRrt) installation